

**DETAILED PROJECT REPORT
ON
ENERGY EFFICIENT GAS FIRED PIT FURNACE
(350 KG)
(JAMNAGAR BRASS CLUSTER)**



Bureau of Energy Efficiency

Prepared By



**WINROCK
INTERNATIONAL
INDIA**

Reviewed By



ENERGY EFFICIENT GAS FIRED PIT FURNACE (350 kg/hr)

(JAMNAGAR BRASS CLUSTER)

BEE, 2010

Detailed Project Report on Energy Efficient Gas Fired Pit Furnace (350 kg/hr)

Brass SME Cluster, Jamnagar, Gujarat (India)

New Delhi: Bureau of Energy Efficiency;

Detail Project Report No.: **JAM/BRS/ERF/03**

For more information

Bureau of Energy Efficiency (BEE)
(Ministry of Power, Government of India)
4th Floor, Sewa Bhawan
R. K. Puram, New Delhi – 110066

Telephone +91-11-26179699

Fax +91-11-26178352

Websites: www.bee-india.nic.in

Email: jsood@beenet.in/ pktiwari@beenet.in

Acknowledgement

We are sincerely thankful to the Bureau of Energy Efficiency, Ministry of Power, for giving us the opportunity to implement the 'BEE SME project in "Jamnagar Brass Cluster". We express our sincere gratitude to all concerned officials for their support and guidance during the conduct of this exercise.

Dr. Ajay Mathur, Director General, BEE

Smt. Abha Shukla, Secretary, BEE

Shri Jitendra Sood, Energy Economist, BEE

Shri Pawan Kumar Tiwari, Advisor (SME), BEE

Shri Rajeev Yadav, Project Economist, BEE

Winrock International India(WII) is also thankful to **"The Jamnagar Factory Owners Association, Jamnagar"** for their valuable inputs, co-operation, support and identification of the units for energy use and technology audit studies and facilitating the implementation of BEE SME program in Jamnagar Brass Cluster.

We take this opportunity to express our appreciation for the excellent support provided by Brass Unit Owners, Local Service Providers, and Equipment Suppliers for their active involvement and their valuable inputs in making the program successful and in completion of the Detailed Project Report (DPR).

WII is also thankful to all the SME owners, plant in charges and all workers of the SME units for their support during the energy use and technology audit studies and in implementation of the project objectives.

Winrock International India

New Delhi

Contents

<i>List of Annexure</i>	<i>vii</i>
<i>List of Tables</i>	<i>vii</i>
<i>List of Figures</i>	<i>viii</i>
<i>List of Abbreviation</i>	<i>viii</i>
<i>Executive summary</i>	<i>ix</i>
<i>About BEE'S SME program</i>	<i>x</i>
1 INTRODUCTION	1
1.1 BRIEF INTRODUCTION ABOUT CLUSTER	1
1.1.1 Existing production process	2
1.2 ENERGY PERFORMANCE IN JAMNAGAR BRASS CLUSTER	3
1.2.1 Specific energy consumption	3
1.3 IDENTIFICATION OF EXISTING TECHNOLOGY/ EQUIPMENT	4
1.3.1 Description of equipment	4
1.3.2 Technical gap in conventional pit furnace	5
1.3.3 Specification of existing furnace.....	6
1.3.4 Role in the process	6
1.3.5 Need for up gradation of existing equipment.....	6
1.4 Baseline energy consumption of existing equipment.....	6
1.4.1 Design and operating parameters	7
1.4.2 Specific fuel consumption	7
1.4.3 Energy audit methodology	7
1.5 BARRIERS IN ADOPTION OF PROPOSED TECHNOLOGY/EQUIPMENT	8
1.5.1 Technological Barrier	9
1.5.2 Financial Barrier.....	9
1.5.3 Skilled manpower	9
2 EQUIPMENT OPTION FOR ENERGY EFFICIENCY IMPROVEMENT	11
2.1 DESCRIPTION OF PROPOSED EQUIPMENT	11

2.1.1	Comparison of conventional pit furnace with new furnace.....	11
2.1.2	Suitability over existing system	12
2.1.4	Technical specifications	12
2.1.5	Superiority over existing system	13
2.1.6	Availability of proposed equipment.....	13
2.1.7	Equipment providers	13
2.1.8	Terms and conditions in sales of Energy efficient pit furnace	13
2.2	PROCESS DOWN TIME DURING IMPLEMENTATION.....	14
2.3	SUITABLE UNIT FOR PROPOSED EQUIPMENT.....	14
3	ECONOMIC BENEFITS OF NEW EQUIPMENT	15
3.1	ENERGY & MONETARY BENEFITS.....	15
3.1.1	Fuel Saving.....	15
3.1.2	Electricity saving	15
3.1.2	Monetary benefit	15
3.2	ENVIRONMENTAL BENEFITS	15
3.2.1	Reduction in fuel consumption	15
3.2.2	GHG emission reductions	15
3.2.2	CDMability of the project.....	16
3.3	SOCIAL BENEFITS.....	16
3.3.1	Impact on working environment	16
3.3.2	Impact on manpower skills.....	16
3.3.3	Impact on wages/emoluments	16
3.4	OTHER BENEFITS (IF ANY)	16
3.4.1	Productivity improvements	16
3.4.2	Quality improvements	16
3.4.3	Easy operation& maintenance	17
4	ECONOMICS & IMPLEMENTATION OF NEW SYSTEM.....	18
4.1	COST OF PROJECT IMPLEMENTATION.....	18

4.1.1	Equipment cost.....	18
4.1.2	Other cost.....	18
4.2	ARRANGEMENT OF FUNDS	18
4.2.1	Entrepreneurs contribution.....	18
4.2.2	Loan amount.....	18
4.2.3	Terms & conditions of loan.....	19
4.3	FINANCIAL INDICATORS	19
4.3.1	Cash flow analysis	19
4.3.2	Simple payback period.....	19
4.3.3	Net Present Value (NPV)	19
4.3.4	Internal rate of return (IRR).....	19
4.3.5	Return on Investment (ROI).....	20
4.4	SENSITIVITY ANALYSIS.....	20
4.5	PROCUREMENT AND IMPLEMENTATION SCHEDULE.....	20

List of Annexure

Annexure-1 Energy audit reports of conventional pit furnace	21
Annexure 2 Process flow diagram	23
Annexure-3 Detail technical assessment report	24
Annexure-4 Detailed cash flow evaluations	26
Annexure-5 Detailed cash flow evaluations	27
Annexure-6 Details of procurement and implementation plan	31
Annexure-7 Details of equipment and service providers	32
Annexure 8 Quotations of energy efficient pit furnace.....	33

List of Tables

Table 1.1 Specific energy consumption in various brass units.....	3
Table 1.2 Specific energy cost in various brass units	4
Table 2.1 Comparison of conventional equipment and proposed equipment.....	11
Table 2.2 Term and condition for supply of equipment	14
Table 4.1 Details of proposed equipment installation cost	18
Table 4.2 Financial parameters of energy efficient furnace.....	20
Table 4.3 Sensitivity analysis	20

List of Figures

Figure 1.1: Process flow chart	2
Figure 1.2: Percentage of energy consumption in different type of unit	3
Figure1.3 Conventional Coal fired furnace operations	4
Figure1.4: Energy audit methodology	8

List of Abbreviations

MT	Metric Tonne
kWh	kilo Watt Hour
Gol	Government Of India
MoMSME	Ministry of Micro Small and Medium Enterprises
GHG	Green House Gas
BEE	Bureau of Energy Efficiency
DPR	Detailed Project Report
O&M	Operational & Maintenance
NPV	Net Present Values
ROI	Return on Investment
IRR	Internal Rate Of Return
DSCR	Debt Service Coverage Ratio
PBT	Profit Before Tax
PAT	Profit After Tax
ID	Induced Draft
FD	Forced Draft
DBT	Dry Bulb Temperature
SIDBI	Small Industries Development Bank of India

EXECUTIVE SUMMARY

Winrock International India is executing BEE-SME program in Jamnagar Brass Cluster, supported by Bureau of Energy Efficiency (BEE) with an overall objective of improving the energy efficiency in cluster units.

Jamnagar is known as the brass city of India, it has been an important industrial centre since long for brass related parts. All the units in Jamnagar Brass cluster had been operating in traditional conditions and most of equipments/utilities using in cluster were procured from the local suppliers. They are making the equipments on their traditional expertise, which had remained unchanged over the years. Hence this cluster was chosen for energy efficiency improvements by implementing energy efficient technologies, so as to facilitate maximum replication in other brass clusters in India.

Major energy sources being used in manufacturing of Brass parts in Jamnagar Brass cluster are electricity and fuels such as Coal, Furnace Oil and Liquid petroleum gas. This depends on application of technology, process requirement, availability, and economic and safety point of view. The two forms of energy being used in manufacturing of Brass parts in typical Brass unit are electrical energy and thermal energy. Electrical energy is being used in melting of Brass in induction furnaces, operation of electrical utilities and thermal energy is being used in Brass melting operation.

The function of coal fired pit furnace in brass industries is melting of raw material (Brass scrap), which is subsequently used in for pouring into different moulds to obtain various shapes. Performances of various coal fired pit furnace in Jamnagar Brass units are evaluated and analyzed the quantum of various losses in coal fired pit furnace were analyzed. It was observed that the coal fired pit furnace has poor efficiency due to poor combustion space, improper location & size of burners and improper capacity of blower system.

Implementation of proposed energy efficient gas fired pit furnace equipped with waste heat recovery system and automatic control system having efficiency more than existing furnace would save energy and replace total 134.51 tons coal consumption per year.

This DPR highlights the details of the study conducted for assessing the potential for replacement of conventional coal fired furnace by new energy efficient gas fired pit furnace, possible energy saving, and its monetary benefit, availability of the technologies/design, local service providers, technical features & proposed equipment specifications, various barriers in implementation, environmental aspects, estimated GHG reductions, capital cost, financial analysis, sensitivity analysis for three different scenarios and schedule of Project Implementation.

This bankable DPR also found eligible for subsidy scheme of MoMSME for “Technology and Quality Upgradation Support to Micro, Small and Medium Enterprises” under “National Manufacturing and Competitiveness Programme”. The key indicators of the DPR including the Project cost, debt equity ratio, monetary benefit and other necessary parameters are given in table:

S. No	Particular	Unit	Value
1	Project cost	₹(in Lakh)	12.94
2	Fuel consumption (Coal) in base case	tons/year	134.51
3	Gas consumption in proposed case	Nm ³ /year	72620
4	Monetary benefit	₹(in Lakh)	6.41
5	Debit equity ratio	Ratio	3:1
6	Simple payback period	years	2.02
7	NPV	₹(in Lakh)	10.53
8	IRR	%	32.25
9	ROI	%	26.21
10	DSCR	Ratio	2.01
11	Process down time	Days	7
12	CO ₂ reduction	Tons/year	201

The projected profitability and cash flow statements indicate that the proposed project implementation i.e. energy efficient gas fired pit furnace with existing coal fired furnace will be financially viable and technically feasible.

ABOUT BEE'S SME PROGRAM

Bureau of Energy Efficiency (BEE) is implementing a BEE-SME Programme to improve the energy performance in 25 selected SMEs clusters. Jamnagar Brass Cluster is one of them. The BEE's SME Programme intends to enhance the energy efficiency awareness by funding/subsidizing need based studies in SME clusters and giving energy conservation recommendations. For addressing the specific problems of these SMEs and enhancing energy efficiency in the clusters, BEE will be focusing on energy efficiency, energy conservation and technology up gradation through studies and pilot projects in these SMEs clusters.

Major activities in the BEE -SME program are furnished below:

Activity 1: Energy use and technology audit

The energy use technology studies would provide information on technology status, best operating practices, gaps in skills and knowledge on energy conservation opportunities, energy saving potential and new energy efficient technologies, etc for each of the sub sector in SMEs.

Activity 2: Capacity building of stake holders in cluster on energy efficiency

In most of the cases SME entrepreneurs are dependent on the locally available technologies, service providers for various reasons. To address this issue BEE has also undertaken capacity building of local service providers and entrepreneurs/ managers of SMEs on energy efficiency improvement in their units as well as clusters. The local service providers will be trained in order to be able to provide the local services in setting of energy efficiency projects in the clusters

Activity 3: Implementation of energy efficiency measures

To implement the technology up gradation projects in clusters, BEE has proposed to prepare the technology based detailed project reports (DPRs) for a minimum of five technologies in three capacities for each technology.

Activity 4: Facilitation of innovative financing mechanisms for implementation of energy efficiency projects

The objective of this activity is to facilitate the uptake of energy efficiency measures through innovative financing mechanisms without creating market distortion

1 INTRODUCTION

1.1 Brief introduction about Cluster

Jamnagar, known as the brass city of India, has been an important industrial centre since long for brass related parts. Jamnagar is inhabited by a various types of brass related work units which include Brass foundry; Brass parts manufacturing, Electroplating and Extrusion units. There are about 3500 brass related units alone in Jamnagar. Majority of these Brass units in Jamnagar are in operation since last 20 years. All these units are located in pockets of Shankartekri, MP Shah Udyognagar, Patel colony and Dared areas.

Jamnagar Brass cluster like many other clusters was in dire-straits with regard to the energy efficiency and conservation. In almost all units, whether big or small, there had been no conscious effort to take up energy conservation and energy efficiency measures as a part of day to day operations. Many a times, the small scale entrepreneur was not even aware of measures that could bring down the percentage energy cost, which automatically brings down the manufacturing cost. Some of the bigger units had experimented with few parameters to improve energy efficiency in the units, but the results and outcome was confined to them only. All the units in Jamnagar Brass cluster had been operating in traditional conditions and most of equipments/utilities using in cluster were procured from the local suppliers. They are making the equipments on their traditional expertise, which had remained unchanged over the years.

Till now there has been very little focus on energy conservation activities in the units. Also, there have been no concrete external interventions as well to help the small units come out of their shell and rise up to the necessary energy efficiency benchmarks. The raw material requirement of the Jamnagar Brass cluster is met mainly from the following three sources:

- ❖ Old brass, copper and bronze utensils
- ❖ Imported brass scrap and honey
- ❖ Brass scrap from ship breaking yard

Apart from the Brass scrap; copper, zinc, led, other metal alloys and clay etc are also used as raw material depends on the final product requirement

Majority of the raw material requirement in Jamnagar Brass cluster is met through imports. The countries from which it is imported are USA, Singapore, Gulf and European countries. The imported raw material is available mainly in three forms i.e. Honey scrap, Dross of brass & Pale in the form of strips.

1.1.1 Existing production process

The production process mentioned in the below chart is almost similar to most of brass part manufacturing units in the Jamnagar brass cluster. However, depending on the final product, quality of final product manufacturing unit and raw material properties, stated process flow is altered to suit the requirement of industry.

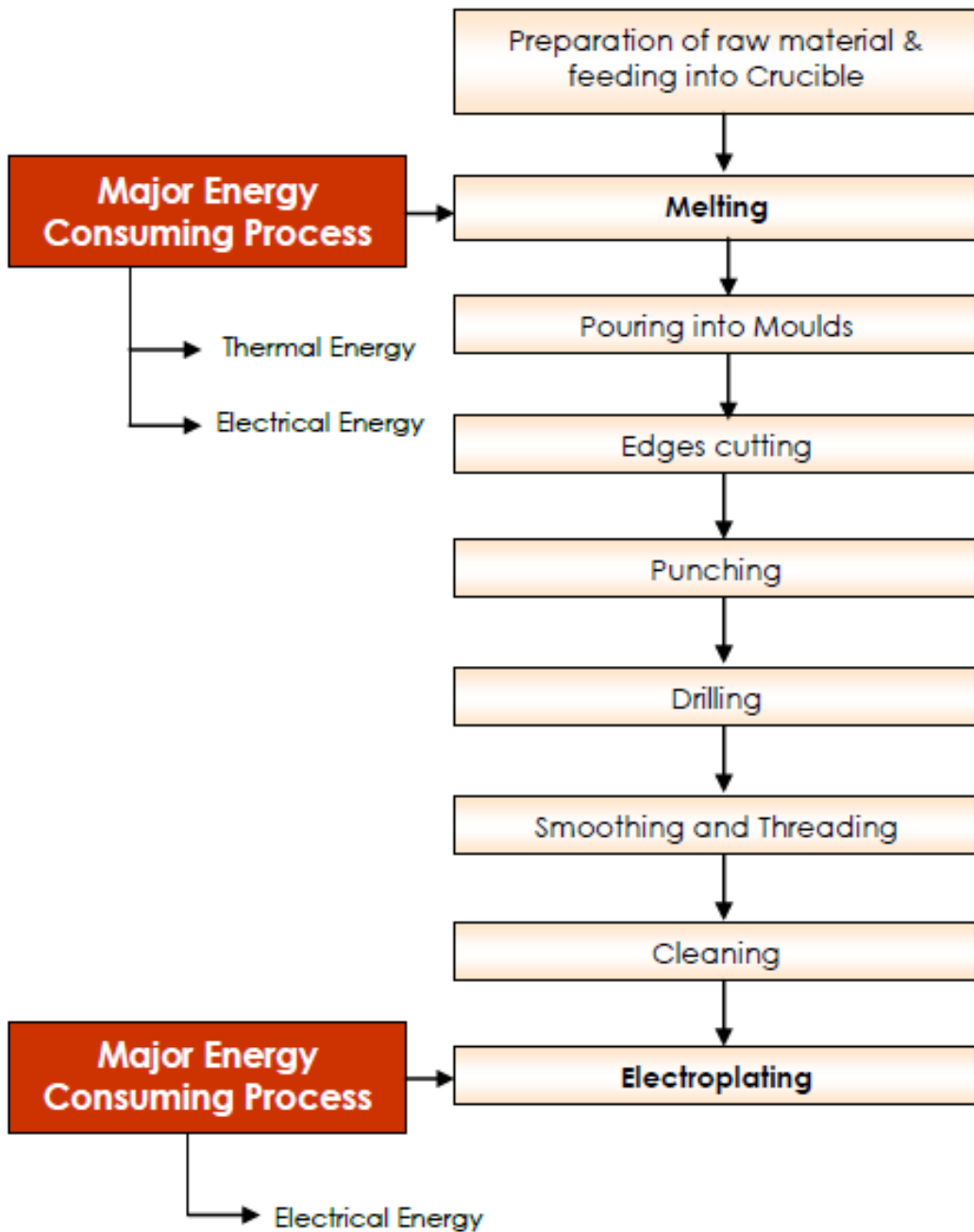


Figure 1.1: Process flow chart

1.2 Energy Performance in Jamnagar Brass Cluster

Major energy sources being used in manufacturing of Brass parts in Jamnagar Brass cluster are electricity and fuels such as Coal, Furnace Oil and Liquid petroleum gas. This depends on application of technology, process requirement, availability, and economic and safety point of view. The two forms of energy being used in manufacturing of Brass parts in typical Brass unit are electrical energy and thermal energy. Electrical energy is being used in melting of Brass in induction furnaces, operation of electrical utilities and thermal energy is being used in Brass melting operation.

Energy consumption (thermal energy & electrical energy) in Brass unit depends on type of unit and final product manufacturing in unit. Annual electrical energy and thermal energy consumption in typical Brass foundry, Extrusion unit, Machining and Electroplating unit is presented in below bar chart

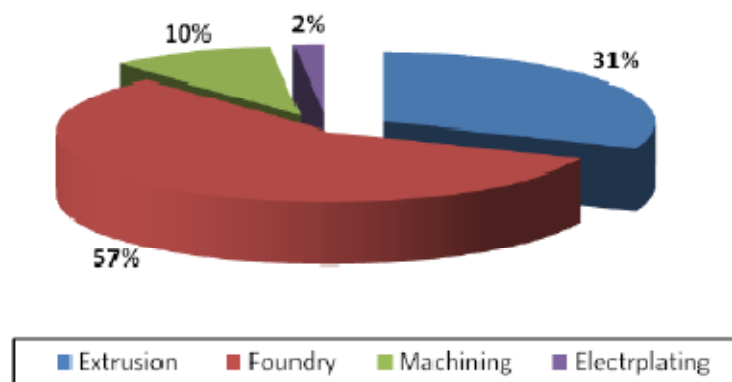


Figure 1.2: Percentage of energy consumption in different type of unit

1.2.1 Specific energy consumption

Specific electrical and thermal energy consumption in brass unit is varying on the final product manufactured in that unit. Specific energy consumption specific energy cost in different brass unit is shown in Table 1.1 & Table 1.2 below:

Table 1.1 Specific energy consumption in various brass units

S.No.	Type of units	Unit	Value
1	Brass foundry unit	kCal/kg of brass rod	1013-1057
2	Brass extrusion unit	kCal/kg of brass rod	1037-1186
3	Brass machining unit	kCal/kg of final product	473.04
4	Brass electroplating	kCal/kg of final product	875.21

Table 1.2 Specific energy cost in various brass units

S.No.	Type of units	Unit	Value
1	Brass foundry unit	₹/kg of brass rod	3.17-3.02
2	Brass extrusion unit	₹/kg of brass rod	5.64-5.194
3	Brass machining unit	₹/kg of final product	3.24
4	Brass electroplating unit	₹/kg of final product	5.99

1.3 Identification of existing technology/ equipment

1.3.1 Description of equipment

Majority of Brass units in Jamnagar Brass cluster are using low end technologies in their processes and utilities. The performance of those processes/equipments is poor as compared to the technologies available in the market. Performances of various coal fired pit furnace in Jamnagar Brass units are evaluated and analyzed the quantum of various losses in coal fired pit furnace were analyzed. It was observed that the coal fired pit furnace has poor efficiency due to poor combustion space, improper location & size of burners and improper capacity of blower system etc. It is recommended to replace conventional coal fired furnace with energy efficient gas fired pit furnace.



Figure1.3 Conventional Coal fired furnace operations

From energy use and technology gap audit studies in various brass industries in Jamnagar brass cluster, below mentioned things are identified:

- Energy efficiency improvement opportunities
- Environment and safety improvement of workers
- Design flaws in the conventional coal fired pit furnace
- Operational & maintenance practices in conventional coal fired pit furnace

1.3.2 Technical gap in conventional pit furnace

Technology gaps/design flaws in conventional coal fired pit furnace system are identified and same is presented in detail below:

➤ **Waste heat recovery system**

From energy use & technology audit studies it was observed that, there is no waste heat recovery system to recover the heat losses from hot flue gasses in pit furnaces. The energy audit study reveals that the amount of heat loss in flue gas of pit furnaces is around 35% of total energy input.

➤ **Preheating of charge/air**

In majority of the systems it was observed that, there is no system to preheat the charge and / or air. Preheating of charge to around 200-300 deg C will reduce the energy consumption by 5-8%.

➤ **Insulating material**

Furnace lining of the existing furnace is with locally available firebricks. The locally available firebrick contains low alumina and gets worn out in a short duration. Also, the insulation required for plugging heat loss through the pit furnace was usually done with locally available red bricks, which do not serve the purpose of insulation.

➤ **Combustion space**

From technology audit it was observed that combustion space in existing system is insufficient to hold proper combustion, which causes poor combustion system efficiency.

➤ **Burners**

Majority of units are using locally fabricated burners for the combustion of fuel oil. These burners were either a copy of a properly designed burner or sometimes substandard and locally designed.

➤ **Selection and size of Blower system**

A proper capacity blower is necessary for combustion air to be delivered at correct pressure and in appropriate volume. The existing blowers in majority of the units are

either locally fabricated without any proper design parameters or are under/over- sized without any consideration for correct air pressure.

➤ **Inadequate sizing of heating and pumping unit**

In most of the units it was observed that heating and pumping system are not designed properly. This is mainly due to lack of awareness about the standard temperature and pressure at the combustion stage and the benefits thereof.

1.3.3 Specification of existing furnace

Detail specification of existing coal fired furnace is not available.

1.3.4 Role in the process

The function of coal fired pit furnace in brass industries is melting of raw material (Brass scrap), which is subsequently used in for pouring into different moulds to obtain various shapes. It is evident that melting of Brass scrap is one of the major energy and time consuming process in the overall manufacturing process in brass industry. Apart from the energy and time, final product quality will depend on time and temperature of raw material melt.

1.3.5 Need for up gradation of existing equipment

The melting cost is one of the major costs in the overall production process of brass, in typical brass industry which comes out to be ₹ 28/kg, which is approximately 20% of overall energy cost. Apart from the high energy cost, melting time is one of the major time consuming process in brass industry, this would be around 1.2– 1.5 hours per melt.

Advantages of replacing the conventional coal fired pit furnace system with Energy Efficient gas fired pit furnace are:

- Reduction in specific energy consumption
- Improved productivity and product quality
- Reduction in specific energy cost
- Improves working environment
- Preheating of charge will reduce fuel consumption

1.4 Baseline energy consumption of existing equipment

Energy consumption in coal fired pit furnace would depend on items mentioned below:

- Melting time
- Temperature of melt

- Fuel consumption
- Operational and maintenance practices in agitator system
- Location and size of burner

Energy use and technology audit studies were conducted in various units of Jamnangar brass cluster to establish the baseline energy consumption of coal fired pit furnace and the reports for the same are attached as Annexure – 1.

1.4.1 Design and operating parameters

Major operational parameters improvements in gas fired pit furnace performance are:

- Improve heat and mass transfer area
- Capture waste heat through waste heat recovery system
- Appropriate burner size and location of the burner
- Installation of temperature control device
- Choose appropriate size of blower system

1.4.2 Specific fuel consumption

Fuel consumption of typical coal fired pit furnace of capacity 255 kg/hr is around 192.16 kg/tonne of production. Performance of existing coal fired reheating furnace was evaluated and same is presented in Annexure 1.

1.4.3 Energy audit methodology

Predefined methodology was adopted to evaluate the performance of coal fired pit furnace, same was furnished below:

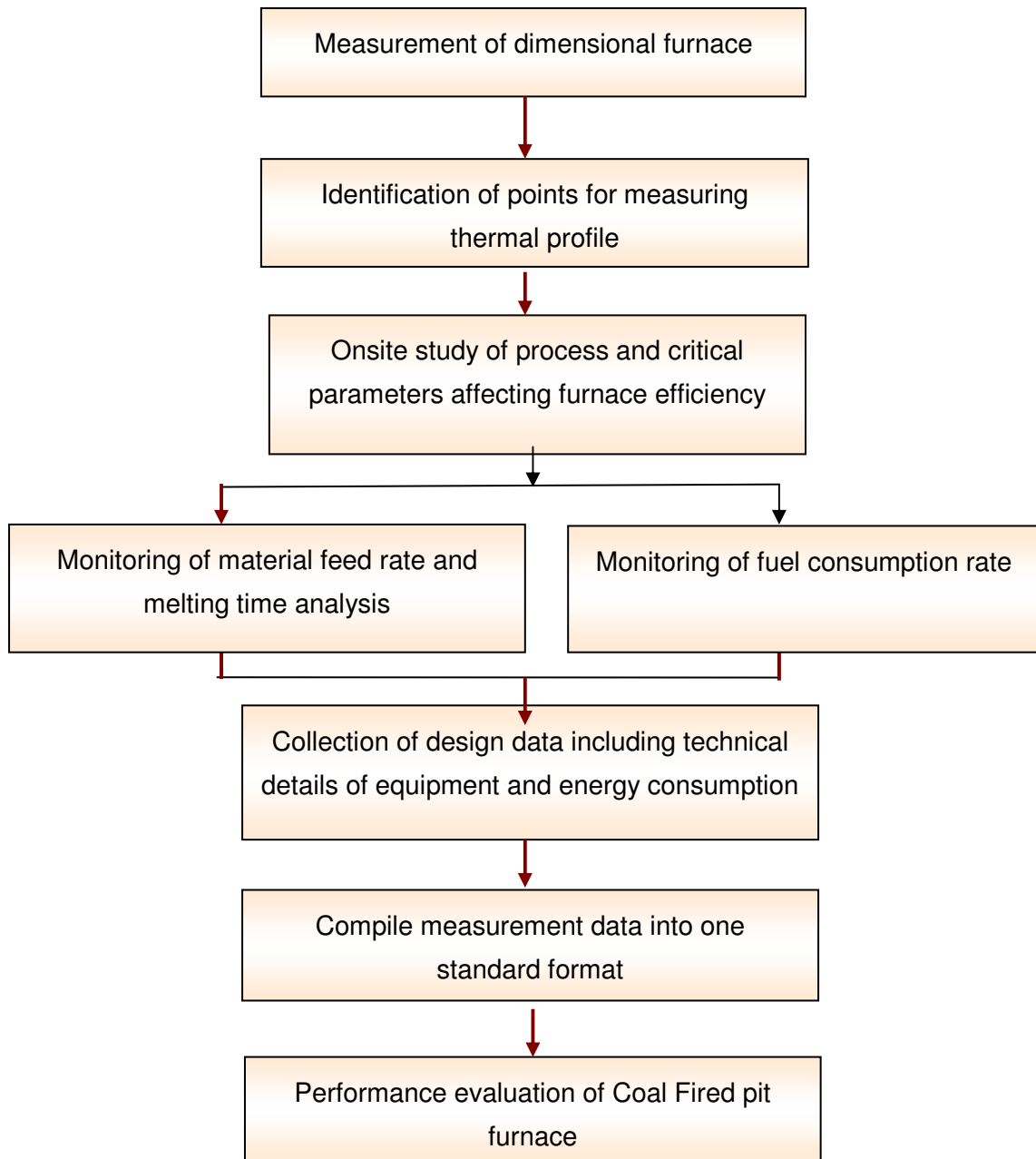


Figure1.4: Energy audit methodology

1.5 Barriers in adoption of proposed technology/equipment

The processes to do with technology and innovations in SMEs are different from those that take place the large firm context. Technology in the SME sector has an increasingly complex or combinative character, most of the SMEs units in cluster are regarded for their labour intensive and the capability work with local resources. In the past, SME entrepreneurs are stressed less emphasis on technology due to cut the initial cost of plant /machinery. Major barriers in the up gradation of technology in the cluster are non availability of technology;

distrust on technology supplier, lack of information about energy efficiency among small and medium enterprises still persists, preventing increased adoption of efficient technologies and non availability of skilled manpower and cost of new technologies. Details of the other barriers in the implementation of energy efficient technologies/equipments in the Jamnagar Brass cluster are presented in below sections.

1.5.1 Technological Barrier

A majority of the entrepreneurs in cluster are not aware of the energy losses in the plant, there may be a strong feeling that the energy efficiency initiatives in manufacturing facility can have a cascading effect of failure in critical production areas directly or indirectly connected if the intended performance of the replaced / retrofitted equipment falls below design values.

There is a strong feeling in the Brass unit entrepreneurs that, energy efficiency initiatives are difficult and they do not wish to take the risks such as business interruption due to production loss vis-a-vis the drive to save energy. These issues maybe overcome by motivating them to attend the awareness programs and use the detailed report on the benefits of the measures identified and cost benefit analysis. Further, sourcing of expertise on maintenance service provider or training by the equipment supplier will definitely overcome the barriers.

1.5.2 Financial Barrier

Significant amount of investment is not commonly seen in most of Jamnagar Brass industries. Further, from the business perspective for any industry owner, it is more viable, assured and convenient to invest on project expansion for improving the production capacity, rather than make piecemeal investment in retrofit and replace options for energy savings. Investment returns on large capacity addition or technology adoption shows up prominently in terms of savings and helps in benchmarking operations. Further, there is a strong feeling among the industry owners that, energy conservation initiatives of replacement and retrofit nature is not a common practice as it involves large capital investment against low returns. In view of this, and given the limited financial strength of entrepreneurs from Brass units in Jamnagar, they would not take the risks to invest in energy efficiency measures.

1.5.3 Skilled manpower

Skilled workers are locally available to run the furnace available in Jamnagar. However, there is hardly any engineer employed in these enterprises and the production process remains traditional. This is one of the lacunae of the Jamnagar Brass Parts cluster.

Specialized training with local service providers for better operation and maintenance of equipments, importance of the energy and its use will create awareness among workforce. These programs should be organized with equipment suppliers.

2 EQUIPMENT OPTION FOR ENERGY EFFICIENCY IMPROVEMENT

2.1 Description of proposed equipment

Energy efficient gas-fired pit furnaces are available with variable speed blowers and adjustable pulley. They are energy efficient, safe & reliable. Some of the salient attributes energy efficient gas fired pit furnaces are as follows:

- The burners can be operated with LPG/natural gas, LDO, LSHS and HSD.
- Energy efficient gas burner and combustion system manufactured with latest technology such as Pulse firing technology using fast acting solenoid valves operated by time proportionate PID (Proportional Integral Derivative Controller) system to maintain the furnace temperature uniformity of +/- 5° C.
- Automatic temperature controller and paperless recording system to record time Vs temperature curve.
- Auto and manual air/fuel ratio control system with 100% stoichiometric firing.

2.1.1 Comparison of conventional pit furnace with new furnace

Technical, economic, Environmental, safety aspects of conventional furnace and energy efficient gas fired pit furnace are compared on life cycle of equipment, same is presented in Table 2.1 below:

Table 2.1 Comparison of conventional equipment and proposed equipment

S. No	Details	Conventional coal fired pit furnace	Energy efficient gas fired pit furnace
1	Fuel consumption	High	Low
2	Environment pollution	High (<i>partial combustion & more fuel consumption</i>)	Low (<i>Complete combustion & less fuel consumption</i>)
3	Safety of workers	Poor	Good
4	Maintenance	High	Low
5	Operational cost	High	Low
6	Availability of local service providers	Yes	Yes
7	Fuel combustion	Partial	Complete
8	Control of air/fuel combustion	No	Yes
9	Temperature monitoring & control	No	Yes
10	Radiation losses	More	Less
11	Radiation heat in combustion chamber	Not utilized	Utilized in the transfer of heat

From the above table it is clear that Energy efficient gas fired pit furnace has significant advantages in Energy, Environmental, Economic & safety aspects. It is technically justifiable to install energy efficient gas fired furnace in place of conventional coal fired pit furnace.

2.1.2 Suitability over existing system

The proposed equipment is completely replaced the existing system and suitable with the existing process.

2.1.4 Technical specifications

Specification for energy efficient gas fired pit furnace varies from industry to industry and can be provided to vendor as per the need. The specifications of GB- 350kg (Brass) furnace are as under

General description and technical specifications of Wesman gas fired melting furnace, capacity 350 kgs Brass

Wesman Gas Fired Melting Furnace, charge capacity 350 kg/hr Brass, will be generally as per specifications attached.

Furnace Shell

The Furnace comprises of M.S. shell

Gas Burner

Wesman Low air Pressure Gas Burner along with Limiting Orifice Valve is provided. The burner is capable of being operated with preheated air temperature approx. 300°C. The burner is suitable for operation with Natural Gas or LPG.

Air Blower

Wesman Direct Drive Centrifugal Air Blower suitable for the above Burner is provided to supply combustion air to the burner. The blower is complete with TEFC sq. cage motor suitable for operation on 415 +/- 6% volts, 3 Phase, 50 c/s., A. C. Supply.

Air Piping

Air pipe connection from blower to recuperator and from recuperator to burner is provided. Socket points for fixing a thermometer and air pressure gauge are included in the pipeline.

Recuperator

A recuperator for preheating the combustion air utilizing waste products of combustion is provided. The recuperator consists of two concentric shells inner shell is made of heat resisting steel and the outer shell of mild steel with suitable expansion joint.

Charging

The exhaust end of the furnace is used for charging raw materials into the furnace as well as for alloying purposes.

2.1.5 Superiority over existing system

Energy efficient gas fired pit furnaces are available with waste heat recovery and equipped with designed burners with air fuel ratio control which make proposed furnace more efficient.

2.1.6 Availability of proposed equipment

The technology identified for implementation is available locally and are indigenously produced. The technology/ equipments will be procured from local equipment suppliers. The proposed equipment is locally manufactured by well known vendor in Jamnagar brass cluster for making energy efficiency equipments in cluster.

The equipment identified is available in the State of Gujarat (Jamnagar) and implemented successfully in few units in the cluster. The investment required for implementation of the identified measures has good financial returns and the proposed measure is technically and financially viable.

2.1.7 Equipment providers

Technology/service provider selected for implementation of the proposed energy efficiency project has long years of experience in implementation of energy efficiency projects. This technology/service provider is having in house R&D team to develop the new technologies / equipments, which are energy efficient & eco friendly. Recommended supplier having the trust in cluster on products developed by them. Details of equipment suppliers are furnished in Annexure 7.

2.1.8 Terms and conditions in sales of Energy efficient pit furnace

The technology/ service provider are providing performance guarantee for the products supplied and warranty for a period of one year for any manufacturing defects. The terms of sales from the proposed supplier is presented in the table below:

Terms and conditions for sale of energy efficient gas fired pit furnace is furnished in table below:

Table 2.2 Term and condition for supply of equipment

Price	Price indicated in this offer is for ex-works kolkata excluding packing, forwarding, taxes and duties, freight and insurance charges.
Taxes & Duties	<p>Excise duty will be charged extra at the rates ruling at the time of dispatch. Presently Excise duty is 10% on basic equipment and spares ad valorem. Educational cess @ 3% will also be applicable on the excise duty amount. The excise duty is also applicable on the packing and forwarding charges @4% of basic value.</p> <p>While placing the order, please furnish the following:</p> <ul style="list-style-type: none"> ▪ Your registration no. ▪ Your excise control code no. ▪ Your excise range and address. <p>Vat/CST will be charged extra at the rate/rates ruling at the time of despatch. Presently Vat is charged @4% and cst is charged @2% against declaration form.</p> <p>In the event of your failure to provide form "c", full rate of tax (presently 4%) will be</p> <ul style="list-style-type: none"> ▪ Applicable. While placing the order please furnish your vat/LST number & CST number
Payment	40% advance with your technically and commercially clarified purchase order 60% against proforma invoice before dispatch of materials
Delivery	Within 12-16 weeks from the date of receipt of techno commercially clear order with advance but subject to delays and condition beyond our control.
Exclusion	All foundation bolts, civil engineering, foundation & electrical work of any nature whatsoever and materials required for such purpose. Detailed civil engineering drawing to suit soil conditions to be prepared by the client based on the foundation drawings showing pocket position and loading data supplied by WESMAN. Erection & Commissioning of the equipment at site, starter for motor, gas pipe from Gas Train (placed within 2 Mtrs radius of the furnace) to burner (except Flexible pipe), pipe lagging materials, platform and support, ducting between suction hood & fan inlet, exhaust fan and chimney, fan supporting structure and any other items & services not specifically mentioned are excluded from our scope of supply.

2.2 Process down time during implementation

The process down time for implementing the replacement of conventional furnace with energy efficient furnace will take one week. The implementation can be taken up during weekly holiday, or other holidays, so that the process down time can be reduced.

2.3 Suitable unit for proposed equipment

The suitability of proposed unit depends upon client confirmation about the furnace capacity and physical properties of material to be melted. A furnace of 350 kg/hr is suitable for a unit with 700 tonnes per annum production capacity.

3 ECONOMIC BENEFITS OF NEW EQUIPMENT

Energy use and technology audit studies were conducted in various units of the Jamnagar brass cluster to evaluate the performance of existing furnace, technical gaps in existing furnace and analyzed energy, economic, environmental and social advantages of energy efficient pit furnace over conventional pit furnace.

3.1 Energy & monetary benefits

3.1.1 Fuel Saving

Energy use and technology audit studies it was observed that energy consumption of coal fired pit furnace depends on the type of fuel, number of burners and temperature of furnace. Analysis was carried out on conventional coal fired pit furnace average fuel consumption from various energy use and technology audit studies in brass units in Jamnagar brass cluster; it comes out to be 192.16 kg/tonne. Fuel consumption of proposed energy efficient gas fired pit furnace is 103.74 Nm³/tonne. For total production of 700 tons per year, total coal consumption of 134.51 ton would be replaced by total 72620 m³ gas per year.

3.1.2 Electricity saving

Project implementation will not save electricity while its implementation will increase electricity consumption of about 7460 kWh per year.

3.1.2 Monetary benefit

Annual monetary savings due to implementation of energy efficient gas fired pit furnace is about ₹ 6.41 lakh per annum. Details of monetary saving and fuel saving calculation are furnished at Annexure 3.

3.2 Environmental benefits

3.2.1 Reduction in fuel consumption

Most of units in the cluster are using coal for pit furnace; by implementing the proposed energy efficient gas fired pit furnace in place of conventional furnace will eliminate coal consumption.

3.2.2 GHG emission reductions

Specific energy consumption of proposed energy efficient gas fired pit furnace is less than conventional furnace; it automatically leads to reduction of GHGs emissions by implementing proposed energy efficiency pit furnace in place of conventional furnace.

Reduction of GHGs emissions leads to improved environment and better compliance with environmental regulations.

3.2.2 CDMability of the project

The proposed project saves about 134.51 tons of coal per year for one furnace. This roughly corresponds to 349 tonnes of CO₂ emission reduction and the use of natural gas will generate 147 tonnes of CO₂ (72620 Nm³ of gas consumption per year). The net CO₂ emission reduction will be around 201 tonnes or 201 CERs. Considering, at the cluster level 200 units apply this technology then the total savings would be about 40200 CERs per annum which can be a suitably sized small scale CDM project.

3.3 Social benefits

3.3.1 Impact on working environment

Replacement of conventional furnaces with energy efficient furnaces will reduce furnace skin temperature, closed combustion chamber & temperature control of gas fired pit furnaces, all those things will improve the working condition & safety of workers near to furnace.

3.3.2 Impact on manpower skills

Proposed energy efficient gas fired pit furnace components were procured from other companies and also generate employment during installation and commissioning. As training will be provided by equipment suppliers will improve the technical skills of manpower required for operation of the equipment.

3.3.3 Impact on wages/emoluments

The awareness among the technologies and training retained during implementation of the project will lead to increase the wages of the employees indirectly, as it improves the technical skills of the workforce during operation and maintenance of equipments. Further, the remuneration will improve in the market or in other companies for the work force.

3.4 Other benefits (If any)

3.4.1 Productivity improvements

Due to improved design of gas fired pit furnace will improve melting temperature; this automatically reduces melting time of brass. It was observed that melting is one of major time consuming area, reduction in cycle time and specific fuel consumption in brass manufacturing unit will improve productivity of the units in Jamnagar brass cluster.

3.4.2 Quality improvements

Most of the brass manufactured in Jamnagar brass industries is temperature sensitive. As already discussed in above chapters that inbuilt design of automatic temperature control system in energy efficient gas fired pit furnace will control temperature of material inside the furnace, this automatically improves quality of material.

3.4.3 Easy operation& maintenance

Operation and maintenance of new energy efficient gas fired pit furnace is easy and economical.

4 ECONOMICS & IMPLEMENTATION OF NEW SYSTEM

4.1 Cost of project implementation

4.1.1 Equipment cost

Technical and financial quotations of proposed energy efficient gas fired pit furnace are collected from reputed vendors. Cost of furnace having production capacity of 350 kg/hr is ₹ 11.76 lakh only as per the quotation provided at Annexure 8.

4.1.2 Other cost

Erection & commissioning cost is ₹ 1.18 lakh only. Details of project cost are furnished in Table 4.1 below:

Table 4.1 Details of proposed equipment installation cost

S. No	Particular	Unit	Value
1	Equipment cost	₹ (in Lakh)	11.76
2	Erection & Commissioning cost	₹ (in Lakh)	1.18
3	Other misc. cost	₹ (in Lakh)	0.00
4	Total cost	₹ (in Lakh)	12.94

4.2 Arrangement of funds

Proposed financing for the replacement of conventional furnace with energy efficient furnace is made considering a debt equity ratio of 3:1, which is normally allowed by financial institutions for financing energy efficiency projects. On the basis of debt equity ratio of 3:1 the promoter's contribution works out to 25% of the project cost and the balance would be term loan from the Bank / FIs.

4.2.1 Entrepreneurs contribution

Total cost (Equipment and erection & commissioning) of project works out to be ₹ 12.94 lakh. Out of which entrepreneur's contribution is 25%, which work out to be ₹ 3.23 lakh.

4.2.2 Loan amount

75% of the project cost would be available as term loan from the banks/financial institutions, which works out to be ₹ 9.70 lakh.

4.2.3 Terms & conditions of loan

The interest rate is considered at 10% which is SIDBI's rate of interest for energy efficient projects. The loan tenure is 5 years excluding initial moratorium period is 6 months from the date of first disbursement of loan.

4.3 Financial Indicators

4.3.1 Cash flow analysis

Profitability and cash flow statements have been worked out for a period of 8 years, being period, with in which the entire term loan would be repaid. The financials have been worked out on the basis of certain realistic assumptions, which are outlined below

- The project is expected to achieve monetary savings of ₹ 6.41 lakh per annum.
- The operational and Maintenance cost is estimated at 4% of cost of fixed assets with 5% increase every year to take care of escalations.
- The erection and commissioning charges is estimated at 10% of the total project cost for the plant and machinery
- Interest on term loan is estimated at 10%. The tenure of the loan is considered 5years and repayment starts after 6months from the first date of disbursement of loan in 60 monthly installments.
- Depreciation is provided as per the rates provided in the companies Act.
- Income tax provision is made as per IT Act 1961.
- Based on the above assumptions, profitability and cash flow statements have been prepared.

4.3.2 Simple payback period

Simple payback period of replacing conventional furnace with energy efficient furnace is 2.02 year.

4.3.3 Net Present Value (NPV)

The Net present value of the investment on project is at @10.00% interest works out to ₹ 10.53 lakh.

4.3.4 Internal rate of return (IRR)

After tax Internal Rate of Return of the project is works out to be 32.25%. Thus the project is financially viable.

4.3.5 Return on Investment (ROI)

The average return on investment of the project activity works out at 26.21%.

Details of all the financial parameters for the replacement of conventional furnace with energy efficient furnace are presented in Table 4.2 below:

Table 4.2 Financial parameters of energy efficient furnace

S. No	Parameter	Unit	Value
1	Simple payback period	Years	2.02
2	NPV	₹ in lakh	10.53
3	IRR	%age	32.25
4	ROI	%age	26.21
5	DSCR	Ratio	2.01

4.4 Sensitivity analysis

In different situation fuel saving may increase or decrease on the basis of this scenarios a sensitivity analysis in realistic, pessimistic and optimistic scenario has been carried out which is as under

- Fuel saving increased by 5%
- Fuel saving decreased by 5%

Table 4.3 Sensitivity analysis

Particulars	IRR	NPV	ROI	DSCR
Normal	32.25%	10.53	26.21%	2.01
5% increase in fuel savings	34.79%	11.83	26.45%	2.12
5% decrease in fuel savings	29.68%	9.23	25.95%	1.90

Assuming all provision and resource input would remain same during sensitivity analysis

4.5 Procurement and implementation schedule

Total time required for implementation of proposed project is about 13 weeks from the date of financial closure. Detailed procurement and implementation schedules are furnished at Annexure 6.

ANNEXURE**Annexure-1 Energy audit reports of conventional pit furnace**

Energy Audit Report of Coal fired Pit Furnace Report at Unit-1:

Coal fired pit furnace is the one of the major energy consuming equipments in production process of brass in Unit-1.

There are two methods to find out the efficiency of the furnace i.e.

- Direct method
- Indirect method

The indirect method covers various heat losses like dry flue gas loss, radiation loss, loss due to hydrogen in fuel etc. However, it was not possible to calculate the efficiency by indirect method due to lack of proper arrangements and poor design. Therefore, the furnace efficiency has been calculated by Direct Method only

Calculation of coal fired pit furnace efficiency Industries by direct method at Unit-1

Total Material Melt	Kg	295
Temperature of Material at Furnace Entry	deg C	34.2
Temperature of Molten Material	deg C	990
Difference in temperature	deg C	955.8
Specific Heat of the Material	Kcal/Kg degc	0.09
Sensible Heat absorbed by the Material	Kcal	25,376.49
Latent heat fusion of Brass	Kcal/kg	35
Latent heat of molten Brass material	Kcal	10,325
Total heat absorbed in Brass molten material	Kcal	35,701
Total Fuel Consumption	Kg	43
Calorific Value of the Fuel	Kcal/Kg	6,500
Total Heat to the Furnace	Kcal	279,500
Furnace Efficiency	%	12.77

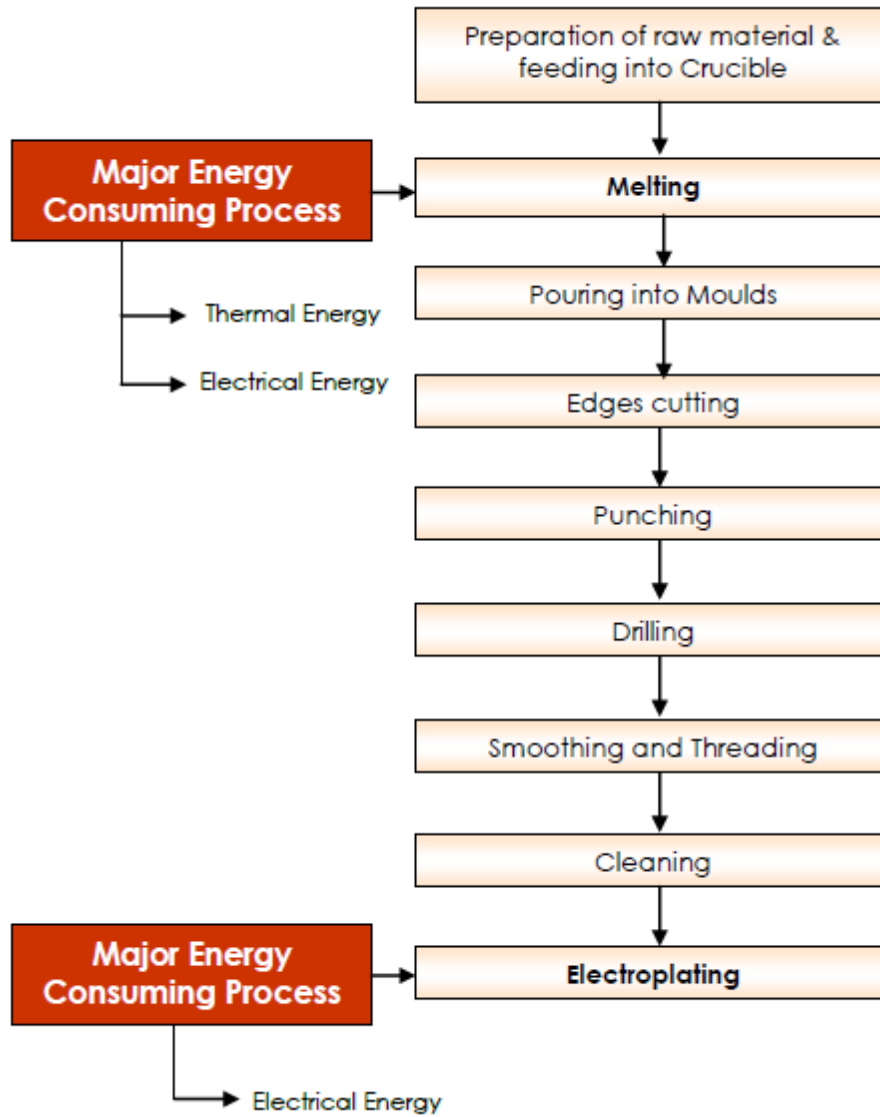
Energy Audit Report of Coal fired Pit Furnace Report at Unit-II

Calculation of coal fired pit furnace efficiency Industries by direct method at Unit-II

Total Material Melt	Kg	255
Temperature of Material at Furnace Entry	deg C	30.7
Temperature of Molten Material	deg C	990
Difference in temperature	deg C	959.3
Specific Heat of the Material	Kcal/Kg degc	0.09
Sensible Heat absorbed by the Material	Kcal	22015.94
Latent heat fusion of Brass	Kcal/kg	35
Latent heat of molten Brass material	Kcal	8925
Total heat absorbed in Brass molten material	Kcal	30940.94
Total Fuel Consumption	Kg	49
Calorific Value of the Fuel	Kcal/Kg	6500
Total Heat to the Furnace	Kcal	318500
Furnace Efficiency	%	9.71

Annexure 2 Process flow diagram

Process flow diagram of typical brass unit is same even after implementation of proposed furnace



Annexure-3 Detail technical assessment report

Brass manufacturing units in unorganized sector has these characteristics; low engineering, limited technology innovation, poor R&D base, low level of human resource on knowledge of technology and operational skill etc. This sector also faces deficiencies such as the lack of access to technology, technology sharing, lack of strong organizational structure, professional attitude etc.

Majority of Brass units in Jamnagar Brass cluster are using low end technologies in their processes and utilities. The performance of those processes/equipments is poor as compared to the technologies available in the market. There are various technological gaps which were identified in units as under:

- Lack awareness on the technologies available
- Lack of awareness on quantum of energy loss and its monetary benefit
- Lack of awareness among the workforce etc.

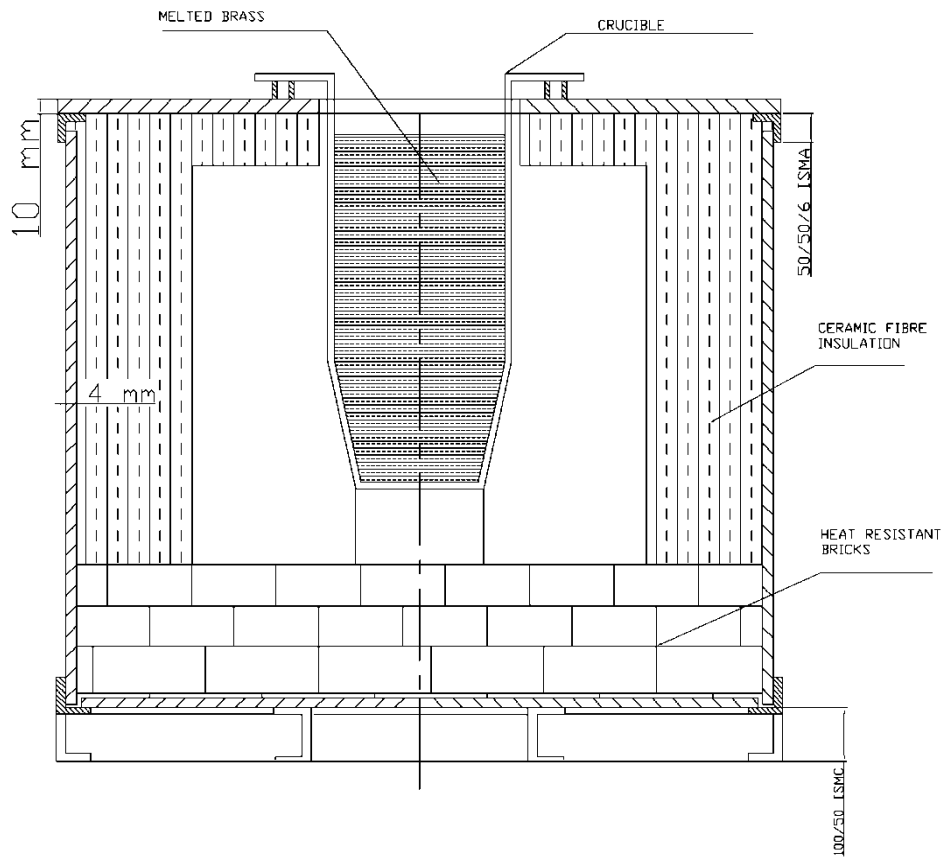
There is a tremendous need for this industry to modernize/upgrade its technology and adopt energy efficient technologies in some of the areas. Further, as per the discussions made with the some of the progressive managements, they are interested in improve the efficiency their units by replacing the conventional technology with energy efficient technologies in market.

The various factors which influence the management towards implementation energy efficiency and energy conservation projects in brass unit in Jamnagar Brass Cluster are:

- Energy efficiency and energy conservation is a low cost investment option which reduces energy consumption
- Low capital investment
- The energy efficiency improvement will enhance the plant management to be competitive in local and global markets by reducing production cost
- To conserve depleting fossil fuels
- The energy efficiency and conservation reduces GHG emissions because of low carbon dioxide and particulate emissions
- Energy efficiency and conservation is a viable strategy to meet future energy needs of the expanding plans in the industry

S. No.	Parameter	Units	Value
1	Total Material Melt	Kg	255
2	Temperature of Material at Furnace Entry	deg C	30.7
3	Temperature of Molten Material	deg C	990
4	Difference in temperature	deg C	959.3
5	Specific Heat of the Material	Kcal/Kg degc	0.09
6	Sensible Heat absorbed by the Material	Kcal	22015.94
7	Latent heat fusion of Brass	Kcal/kg	35
8	Latent heat of molten Brass material	Kcal	8925
9	Total heat absorbed in Brass molten material	Kcal	30940.94
10	Total Fuel Consumption	Kg	49
11	Calorific Value of the Fuel	Kcal/Kg	6500
12	Total Heat to the Furnace	Kcal	318500
13	Furnace Efficiency	%	9.71
14	Specific fuel consumption in existing furnace	kg/tonne	192.16
15	Efficiency of proposed furnace	% age	17
16	Calorific value of gas	kcal/kg	8600
17	Density of gas	kg/m ³	0.8
18	Total gas consumption in proposed furnace	m ³ /tonne	103.74
19	Cost of coal	Rs/kg	18
20	Cost of gas	Rs/m ³	24
21	Cost due to fuel change	Rs/tonne	969.01
22	Total operating hours	hrs	2000
23	Total production	tons	700
24	Total coal consumption in base base	Tons/year	134.51
25	Total gas consumption	m ³	72620
26	Total connected load	HP	5
27	Total electricity consumption	kWh	7460
28	Cost of electricity	Rs.	37300
29	Total saving	Rs. In lakh	6.41
30	Cost of project	Rs. In lakh	12.94
31	Simple payback period	years	2.02

Annexure-4 Detailed cash flow evaluations



GENERAL ARRANGEMENT DRAWING OF BRASS MELTING FURNACE

Annexure-5: Detailed cash flow evaluations

Name of the Technology	Gas Fired pit Furnace		
Rated Capacity	350 kg/hr		
Details	Unit	Value	Basis
Installed Capacity	Kg/hr	350	
Total operating hours	Hrs	2000	
Total production	Tons	700	
Proposed Investment			
Cost of plant & Machinery	₹(in lakh)	11.76	Feasibility Study
Erection & Commissioning	₹(in lakh)	1.18	Feasibility Study
Total Investment	₹(in lakh)	12.94	Feasibility Study
Financing pattern			
Own Funds (Internal Accruals)	₹(in lakh)	3.23	Feasibility Study
Loan Funds (Term Loan)	₹(in lakh)	9.70	Feasibility Study
Loan Tenure	Years	5	Assumed
Moratorium Period	Months	6	Assumed
Repayment Period	Months	66	Assumed
Interest Rate	%	10.00	SIDBI Lending rate
Estimation of Costs			
O& M Costs	%(on Plant & Equip)	4.00	Feasibility Study
Annual Escalation	%	5.00	Feasibility Study
Estimation of Revenue			
Monetary saving due to fuel change	₹/Tonne	969.01	-
Annual production	Tonne/Annum	700	-
Electricity consumption	kWh/Year	7460	-
Cost	₹/kWh	5	-
St. line Depreciation	%	5.28	Indian Companies Act
IT Depreciation	%	80.00	Income Tax Rules
Income Tax	%	33.99	Income Tax Act 2008-09

Estimation of Interest on term loan**₹(in lakh)**

Years	Opening Balance	Repayment	Closing Balance	Interest
1	9.70	0.60	9.10	1.12
2	9.10	1.20	7.90	0.86
3	7.90	1.80	6.10	0.71
4	6.10	2.00	4.10	0.53
5	4.10	2.60	1.50	0.30
6	1.50	1.50	0.00	0.04
		9.70		

WDV Depreciation

₹ (in lakh)

Particulars / years	1	2
Plant and Machinery		
Cost	12.94	2.59
Depreciation	10.35	2.07
WDV	2.59	0.52

Projected Profitability

₹ (in lakh)

Particulars / Years	1	2	3	4	5	6	7	8
Revenue through Savings								
Fuel savings	6.41	6.41	6.41	6.41	6.41	6.41	6.41	6.41
Total Revenue (A)	6.41	6.41	6.41	6.41	6.41	6.41	6.41	6.41
Expenses								
O & M Expenses	0.52	0.54	0.57	0.60	0.63	0.66	0.69	0.73
Total Expenses (B)	0.52	0.54	0.57	0.60	0.63	0.66	0.69	0.73
PBDIT (A)-(B)	5.89	5.87	5.84	5.81	5.78	5.75	5.72	5.68
Interest	1.12	0.86	0.71	0.53	0.30	0.04	-	-
PBDT	4.77	5.01	5.13	5.29	5.48	5.71	5.72	5.68
Depreciation	0.68	0.68	0.68	0.68	0.68	0.68	0.68	0.68
PBT	4.09	4.33	4.45	4.60	4.80	5.02	5.03	5.00
Income tax	-	1.00	1.74	1.80	1.86	1.94	1.94	1.93
Profit after tax (PAT)	4.09	3.33	2.70	2.81	2.94	3.08	3.09	3.07

Computation of Tax

₹ (in lakh)

Particulars / Years	1	2	3	4	5	6	7	8
Profit before tax	4.09	4.33	4.45	4.60	4.80	5.02	5.03	5.00
Add: Book depreciation	0.68	0.68	0.68	0.68	0.68	0.68	0.68	0.68
Less: WDV depreciation	10.35	2.07	-	-	-	-	-	-
Taxable profit	(5.58)	2.94	5.13	5.29	5.48	5.71	5.72	5.68
Income Tax	-	1.00	1.74	1.80	1.86	1.94	1.94	1.93

Projected Balance Sheet

Particulars / Years	1	2	3	4	5	6	7	8
Liabilities								
Share Capital (D)	3.23	3.23	3.23	3.23	3.23	3.23	3.23	3.23
Reserves & Surplus (E)	4.09	7.42	10.12	12.93	15.86	18.94	22.03	25.10
Term Loans (F)	9.10	7.90	6.10	4.10	1.50	0.00	0.00	0.00
TOTAL LIABILITIES (D)+(E)+(F)	16.42	18.55	19.46	20.26	20.60	22.18	25.27	28.34
Assets								
Gross Fixed Assets	12.94	12.94	12.94	12.94	12.94	12.94	12.94	12.94
Less Accm. depreciation	0.68	1.37	2.05	2.73	3.42	4.10	4.78	5.46
Net Fixed Assets	12.25	11.57	10.89	10.20	9.52	8.84	8.15	7.47
Cash & Bank Balance	4.17	6.98	8.57	10.06	11.08	13.34	17.12	20.87
TOTAL ASSETS	16.42	18.55	19.46	20.26	20.60	22.18	25.27	28.34
Net Worth	7.32	10.65	13.35	16.16	19.10	22.18	25.27	28.34

Particulars / Years	1	2	3	4	5	6	7	8
Debt Equity Ratio	2.81	2.44	1.89	1.27	0.46	0.00	0.00	0.00

Projected Cash Flow:

₹(in lakh)

Particulars / Years	0	1	2	3	4	5	6	7	8
Sources									
Share Capital	3.23	-	-	-	-	-	-	-	-
Term Loan	9.70								
Profit After tax		4.09	3.33	2.70	2.81	2.94	3.08	3.09	3.07
Depreciation		0.68	0.68	0.68	0.68	0.68	0.68	0.68	0.68
Total Sources	12.94	4.77	4.01	3.39	3.49	3.62	3.77	3.77	3.75
Application									
Capital Expenditure	12.94								
Repayment Of Loan	-	0.60	1.20	1.80	2.00	2.60	1.50	-	-
Total Application	12.94	0.60	1.20	1.80	2.00	2.60	1.50	-	-
Net Surplus	-	4.17	2.81	1.59	1.49	1.02	2.27	3.77	3.75
Add: Opening Balance	-	-	4.17	6.98	8.57	10.06	11.08	13.34	17.12
Closing Balance	-	4.17	6.98	8.57	10.06	11.08	13.34	17.12	20.87

IRR

₹(in lakh)

Particulars / months	0	1	2	3	4	5	6	7	8
Profit after Tax		4.09	3.33	2.70	2.81	2.94	3.08	3.09	3.07
Depreciation		0.68	0.68	0.68	0.68	0.68	0.68	0.68	0.68
Interest on Term Loan		1.12	0.86	0.71	0.53	0.30	0.04	-	-
Cash outflow	(12.94)	-	-	-	-	-	-	-	-
Net Cash flow	(12.94)	5.89	4.87	4.10	4.01	3.92	3.81	3.77	3.75
IRR	32.25%								

NPV

10.53

Break Even Point

Particulars / Years	1	2	3	4	5	6	7	8
Variable Expenses								
Oper. & Maintenance Exp (75%)	0.39	0.41	0.43	0.45	0.47	0.50	0.52	0.55
Sub Total(G)	0.39	0.41	0.43	0.45	0.47	0.50	0.52	0.55
Fixed Expenses								
Oper. & Maintenance Exp (25%)	0.13	0.14	0.14	0.15	0.16	0.17	0.17	0.18
Interest on Term Loan	1.12	0.86	0.71	0.53	0.30	0.04	0.00	0.00
Depreciation (H)	0.68	0.68	0.68	0.68	0.68	0.68	0.68	0.68
Sub Total (I)	1.93	1.67	1.53	1.36	1.14	0.89	0.86	0.87
Sales (J)	6.41	6.41	6.41	6.41	6.41	6.41	6.41	6.41
Contribution (K)	6.02	6.00	5.98	5.96	5.94	5.91	5.89	5.86
Break Even Point (L= G/I)	32.13%	27.89%	25.64%	22.79%	19.18%	15.09%	14.54%	14.75%
Cash Break Even {(I)-(H)}	20.79%	16.52%	14.22%	11.33%	7.68%	3.54%	2.94%	3.10%
Break Even Sales (J)*(L)	2.06	1.79	1.64	1.46	1.23	0.97	0.93	0.95

Return on Investment

₹ (in lakh)

Particulars / Years	1	2	3	4	5	6	7	8	Total
Net Profit Before Taxes	4.09	4.33	4.45	4.60	4.80	5.02	5.03	5.00	37.32
Net Worth	7.32	10.65	13.35	16.16	19.10	22.18	25.27	28.34	142.36
									26.21%

Debt Service Coverage Ratio

₹ (in lakh)

Particulars / Years	1	2	3	4	5	6	7	8	Total
Cash Inflow									
Profit after Tax	4.09	3.33	2.70	2.81	2.94	3.08	3.09	3.07	18.94
Depreciation	0.68	0.68	0.68	0.68	0.68	0.68	0.68	0.68	4.10
Interest on Term Loan	1.12	0.86	0.71	0.53	0.30	0.04	0.00	0.00	3.56
Total (M)	5.89	4.87	4.10	4.01	3.92	3.81	3.77	3.75	26.60

DEBT

Interest on Term Loan	1.12	0.86	0.71	0.53	0.30	0.04	0.00	0.00	3.56
Repayment of Term Loan	0.60	1.20	1.80	2.00	2.60	1.50	0.00	0.00	9.70
Total (N)	1.72	2.06	2.51	2.53	2.90	1.54	0.00	0.00	13.26
Average DSCR (M/N)	2.01								

Annexure-6 Details of procurement and implementation plan

Procurement and implementation schedule of energy efficient gas fired pit furnace are presented below.

Activity	Weeks												
	1	2	3	4	5	6	7	8	9	10	11	12	13
Energy data reconfirmation	■												
Technical discussion & finalization	■	■											
Collection of vendor quotes			■										
Order placement				■									
Material receipt				■	■	■	■	■	■				
Installation & Commissioning										■			
Measurement of savings											■	■	
Certification of savings													■

Annexure-7 Details of equipment and service providers

Name of company	The Wesman Engg. Co. Pvt. Ltd
Gas fired pit furnace	Mr. Sudeep Dhar Wesman Center, 8 Mayfair Road, Kolkata – 700019

Annexure 8 Quotations of energy efficient pit furnace



12266
 WINROCK INTERNATIONAL INDIA
 788 - UDYOG VIHAR
 PHASE V
 GURGAON 122001, HARYANA

The Wesman Engineering Co Pvt Ltd
Foundry Equipment Division
 Wesman Center, 8 Mayfair Road
 Kolkata 700019, India
 Tel: +91 (33) 40020300
 Fax: +91 (33) 22908050, 22816402

OFFER

OFFER# 14478
 OFFER DATE: 29-SEP-2010
 ENQURY# E-MAIL
 ENQ DATE: 24-SEP-10

ATTN: Mr. CHAMAN KUMAR SHUKLA

SL	ITEM DESCRIPTION	QTY UNIT	UNIT RATE	TOTAL VALUE
1	WESMAN GB GAS FIRED BALBOUT FURNACE WITH SILICON CARBIDE CRUCIBLE AND RECUPERATOR FOR 350 KG BRASS AS PER ENCLOSED TECHNICAL SPECIFICATION.	1 NOS	11,76,000	11,76,000
(RUPEES Eleven Lakh Seventy-Six Thousand ONLY)		TOTAL :		11,76,000
(Excluding Optional & Alternative Items)				
ALTERNATIVE ITEM				
2	WESMAN GB OIL FIRED BALBOUT FURNACE WITH SILICON CARBIDE CRUCIBLE AND RECUPERATOR FOR 350 KG BRASS AS PER ENCLOSED TECHNICAL SPECIFICATION.	1 NOS	7,59,000	7,59,000
NOTE: * INDICATES EXCISABLE ITEM		AUTHORIZED SIGNATORY		
COPY TO:		SUDEEP DHAR		
PAGE: 1 OF 2		SENIOR MANAGEMENT EXECUTIVE (SALES AND SERVICE)		

29-SEP-10 16:22:17

Sales: foundry@wesman.com
 Manufacturing: works@wesman.com
 Website: www.wesman.com

Manufacturing Plant
 41 Dum Dum Road, Kolkata 700074
 Tel: +91 (33) 25514104, 25514105

Certified by DNV to
ISO 9001:2008
 Quality Standard



New Delhi ■ Mumbai ■ Chennai ■ Pune ■ Bangalore ■ Ahmedabad ■ Hyderabad ■ Nagpur ■ Kolhapur ■ Belgaum



12266
WINROCK INTERNATIONAL INDIA
788 - UDYOG VIHAR
PHASE V
GURGAON 122001, HARYANA

The Wesman Engineering Co Pvt Ltd
Foundry Equipment Division
Wesman Center, 8 Mayfair Road
Kolkata 700019, India
Tel: +91 (33) 40020300
Fax: +91 (33) 22908050, 22816402

OFFER

OFFER#14478
OFFER DATE:29-SEP-10
ENQUIRY#E-MAIL
ENQ DATE: 24-SEP-10

ATTN: Mr. CHAMAN KUMAR SHUKLA

THE TERMS AND CONDITIONS BELOW APPLY TO OUR OFFER.

PRICE BASIS	: PRICE INDICATED IN THIS OFFER IS FOR EX-WORKS KOLKATA EXCLUDING PACKING, FORWARDING, TAXES AND DUTIES, FREIGHT AND INSURANCE CHARGES.
PACKING	: MATERIAL WILL BE DESPATCHED IN PACKED CONDITION FOR WHICH 4% OF BASIC PRICE WILL BE CHARGED EXTRA TOWARDS PACKING CHARGES.
FORWARDING	: APPLICABLE @2%
EXCISE DUTY	: EXCISE DUTY WILL BE CHARGED EXTRA AT THE RATES RULING AT THE TIME OF DESPATCH. PRESENTLY EXCISE DUTY IS 10% ON BASIC EQUIPMENT AND SPARES AT VALOREM EDUCATIONAL CESS @ 3% WILL ALSO BE APPLICABLE ON THE EXCISE DUTY AMOUNT. THE EXCISE DUTY IS ALSO APPLICABLE ON THE PACKING AND FORWARDING CHARGES @4% OF BASIC VALUE. WHILE PLACING THE ORDER, PLEASE FURNISH THE FOLLOWING: YOUR REGISTRATION NO. YOUR EXCISE CONTROL CODE NO. YOUR EXCISE RANGE AND ADDRESS.
SALES TAX	: VAT/CST WILL BE CHARGED EXTRA AT THE RATE/RATES RULING AT THE TIME OF DESPATCH. PRESENTLY VAT IS CHARGED @4% AND CST IS CHARGED @2% AGAINST DECLARATION FORM. IN THE EVENT OF YOUR FAILURE TO PROVIDE FORM "C", FULL RATE OF TAX (PRESENTLY 4%) WILL BE APPLICABLE. WHILE PLACING THE ORDER PLEASE FURNISH YOUR VAT/LST NUMBER & CST NUMBER.
PAYMENT TERMS:	
(a) PAYMENT TERMS FOR SUPPLY OF MATERIALS	
ADVANCE	40% ADVANCE WITH YOUR TECHNICALLY AND COMMERCIALY CLARIFIED PURCHASE ORDER
BALANCE	60% AGAINST PROFORMA INVOICE BEFORE DESPATCH OF MATERIALS
DELIVERY	: WITHIN 12-16 WEEKS FROM THE DATE OF RECEIPT OF TECHN COMMERCIALY CLEAR ORDER WITH ADVANCE BUT SUBJECT TO DELAYS AND CONDITION BEYOND OUR CONTROL.
VALIDITY	: THIS OFFER WILL EXPIRE ON 29-10-2010
NOTE	: SERVICE CHARGES FOR SUPERVISION OF ERECTION : AS PER ENCLOSED SERV-101. *** SERVICE CHARGES FOR SUPERVISION OF COMMISSIONING : INCLUSIVE IN THE QUOTED PRICE OF THE INDIVIDUAL EQUIPMENT OFFERED ABOVE. *** CONNECTED LOAD: APPROX. 5HP, NATURAL GAS REQUIREMENT: 8000-10000 CFT/TON OF MOLTEN METAL.
COPY TO:	AUTHORIZED SIGNATORY
PAGE: 2 OF 2	SUDEEP DHAR SENIOR MANAGEMENT EXECUTIVE (SALES AND SERVICE)

THE ATTACHED CONDITIONS OF SALE COS-114 WILL ALSO FORM PART OF THIS PROPOSAL.
29-SEP-10 16:22:17

Sales: foundry@wesman.com
Manufacturing: wworks@wesman.com
Website: www.wesman.com

Manufacturing Plant
41 Dum Dum Road, Kolkata 700074
Tel: +91 (33) 25514104, 25514105

Certified by DNV to
ISO 9001:2008
Quality Standard



New Delhi ■ Mumbai ■ Chennai ■ Pune ■ Bangalore ■ Ahmedabad ■ Hyderabad ■ Nagpur ■ Kolhapur ■ Belgaum



Bureau of Energy Efficiency (BEE)

(Ministry of Power, Government of India)

4th Floor, Sewa Bhawan, R. K. Puram, New Delhi – 110066

Ph.: +91 – 11 – 26179699 (5 Lines), Fax: +91 – 11 – 26178352

Websites: www.bee-india.nic.in, www.energymanagertraining.com



Winrock International India

788 Udyog Vihar, Phase V

Gurgaon – 122 001, Haryana

Tel: +91-124-4303868

Fax: +91-124-4303862

Website: www.winrockindia.org



India SME Technology Services Ltd

DFC Building, Plot No.37-38,

D-Block, Pankha Road,

Institutional Area, Janakpuri, New Delhi-110058

Tel: +91-11-28525534, Fax: +91-11-28525535

Website: www.techsmall.com